

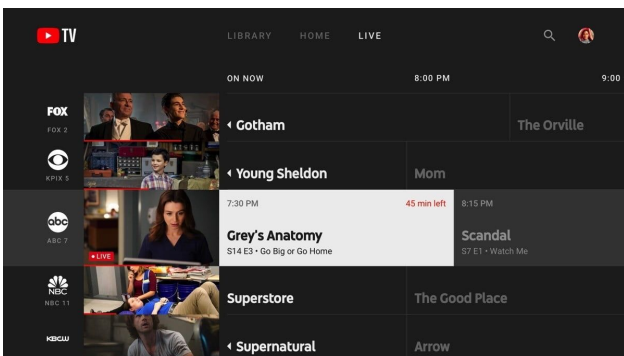
YouTube TV - Watch Shows, Sports, Events, and Movies



With the YouTube TV app (not the free YouTube app), you can watch live TV or add your favorite shows, movies & more to your DVR library for future viewing. The main menu is divided into 4 sections:

LIVE (GRID TV GUIDE)

Live is where you can scroll through networks (Fox, ESPN) to see which programs are on live and in the future. Use the remote's circle navigation arrows and center select button to watch live TV or +add to DVR.



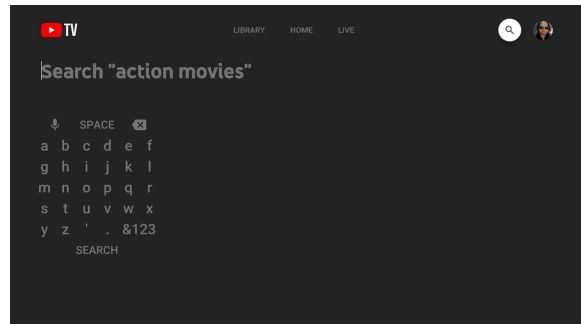
HOME

Home is where you'll find recommendations for what to watch on YouTube TV. These recommendations are based on your watch history on YouTube TV. You'll see a combination of live TV shows, on-demand & recorded shows from your DVR Library. Use the remote control Down button to see different ways to access the same content and different genres, sections and channels.

LIBRARY (+DVR RECORDINGS)


Library is where you'll find all of your recorded shows, sports games, events, or movies. You'll also see scheduled recordings, recently recorded videos, and most-watched networks.

Search for Shows, Sports Genres, Movies and Networks



SEARCH

In the search bar, you can search for shows, movies, sports teams, events, actors, networks and hobbies.

- Select the search icon  in the top right.
- Type search term in the search bar & hit search
- After finding a Show or Movie you like, add to Library (+) or click on "Similar".
- We recommend you take time to add shows, movies, sports, hobbies to your DVR Library.
- NOTE: Voice search has not yet been enabled for YouTube TV. Do NOT use voice remote!

Other helpful tips:


1. HOME BUTTON ON REMOTE-Use when done watching TV or if totally lost hit home button and start over (exits out of YouTube TV).
2. BACK BUTTON ON REMOTE-The button to the left of home will move you back a page (just like in a web browser), but stay in YouTube TV.
3. SHORTCUTS FROM LIVE TV-Hit Down on remote 2x and you will see options to (+) Add To Library, Recall Last TV Network Channels, etc
4. ACCESS YOUTUBE TV ON SMARTPHONE OR COMPUTER-Do everything mentioned on this page on the YouTube TV app on your cell phone or on your computer at www.tv.youtube.com

Record Shows, Sports, Teams, Events and Movies


Never miss an episode or game by recording your favorite programs to your personal library.

Add/Remove programs from DVR library

Add to your library (recordings & on demand):

- Any time you see the add icon  next to a show, sports team, event, etc., you can add it to your DVR library.
- Adding a program to your library means that all current and upcoming airings will be recorded-its unlimited so record everything!

Remove a program from your library:

- To remove a program from your library, select the remove icon  next to the title on the program page.
- Removing a program from your library means that current and upcoming airings will no longer be recorded. Your recorded programs will be available until they expire.

Find recorded programs

Your recordings can be found in the Library tab. Select any program page to see current & upcoming airings.

Understand your playback options for recordings

If you're recording a game or program, you can choose to:



- Start your program from the beginning
- Resume the program where you paused it
- Watch the currently live program

Recording single episodes, games, or events


- For shows: If you add a show to your library, all airings—including upcoming airings and reruns—will be recorded automatically. You can't record a single episode, but with Google taking care of your recording space, who needs just one episode?

- For sports: Add your preferred teams, leagues, or group of games (e.g., all NBA Playoff games) to your library, and any games available in your area will be recorded across any of the networks they air on. On some occasions, certain sporting events may not be available. Learn more about [viewing restrictions on YouTube TV](#).
- For one-off events, like awards shows: Simply add the event to your library.
- Remember you can also search by genres or hobbies and find a lot of content that is interesting to you and add it to your DVR Library for future viewing.

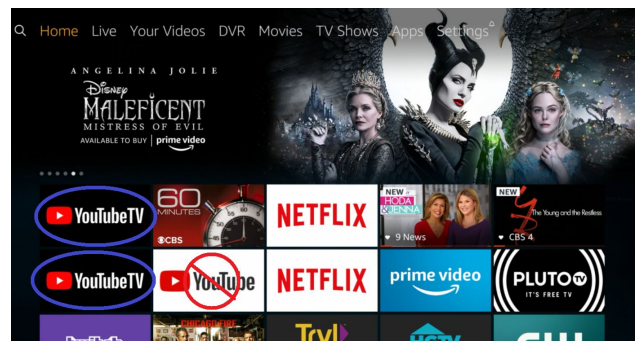
Creating Favorites

- You can customize your Live tab viewing preferences by selecting your profile photo > Settings  > Live guide  on a mobile device or web browser at tv.youtube.com. Once set, your Live tab preferences will be reflected in YouTube TV on all of your devices.
- In YouTube TV app or on the website you can also go into on Live Guide View, in the top left corner change "Default" to "Custom" and rearrange channels to your preferred order.

Getting Help

- Go to tv.youtube.com
- At the top right, click the Help icon 
- If you want YouTube TV to call you, click Contact Us

YouTube TV on Fire TV



Finding the YouTube TV App (circled in blue)

NOTE: As of Jan 2020, Voice Search Has Not Yet Been Enabled for YouTube TV. Please Use Remote Keys Only